

myPrint: using book assembly to order print

Book assembly can be used to order various document styles including theses, lecture notes, newsletters and brochures.

Multiple documents of various file types can be uploaded and combined into a single document.

Important

- For black and white printing ONLY select 'Mono Single Sided' or 'Mono Double Sided'.
- For a mixture of black and white AND full colour printing select 'Colour Single Sided' or 'Colour Double Sided' and your job will be priced and produced as per the colours present in the files uploaded.

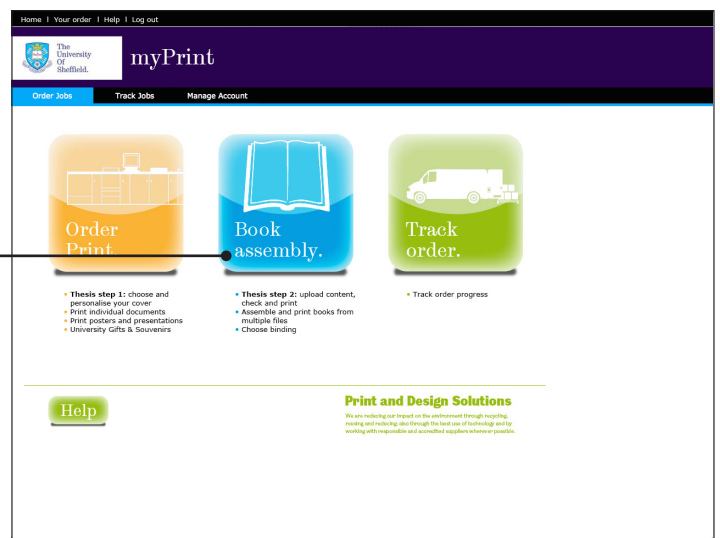
Payment methods

Staff – WBS Element or Cost Centre Code

Students – Credit/debit card or PayPal

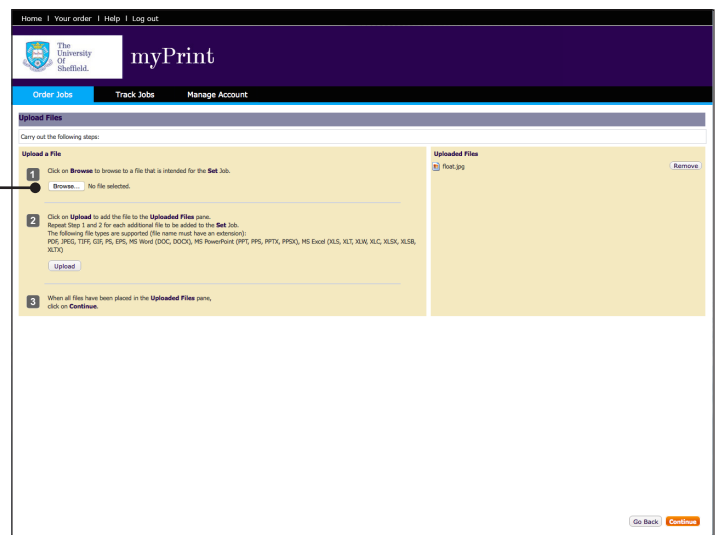
Step 1

Select 'Book assembly'



Step 2

Browse for, and upload single or multiple files

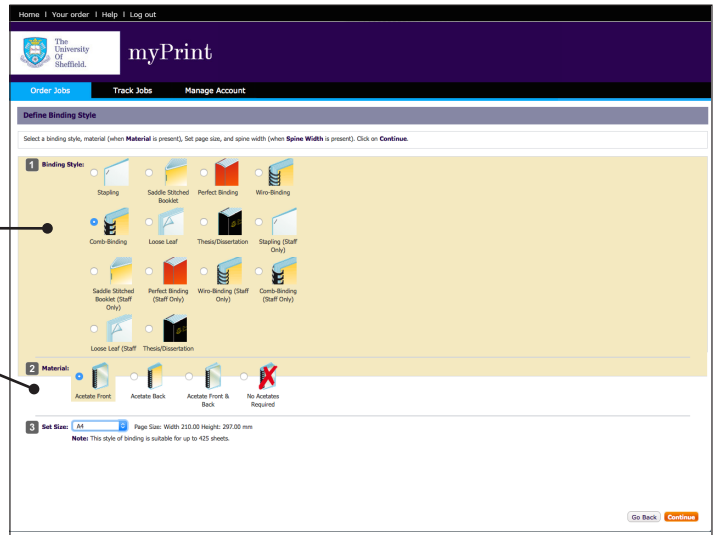


Please go to next page and follow steps 3 to 5



Step 3

Select your finishing style and related options

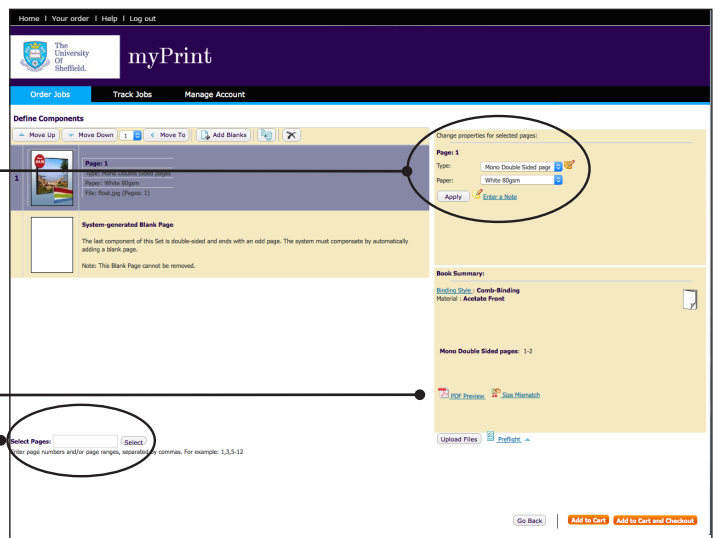


Step 4

Choose your paper type, colour and printing style

Click here to view a PDF proof

Page ranges can be specified here



Step 5

Enter the quantity you require

Click 'Get Quote' then 'Proceed to Checkout'

